

FORM NO. MGT-7

[Pursuant to sub-Section(1) of section 92 of the Companies Act, 2013 and sub-rule (1) of rule 11of the Companies (Management and Administration) Rules, 2014]



सत्यमेव जयते

Annual Return (other than OPCs and Small Companies)

Form language ☒ English ☐ Hindi

Refer the instruction kit for filing the form.

I. REGISTRATION AND OTHER DETAILS

(i) * Corporate Identification Number (CIN) of the company

L24232GJ1996PLC029894

Pre-fill

Global Location Number (GLN) of the company

* Permanent Account Number (PAN) of the company

AABCT0623N

(ii) (a) Name of the company

TATVA CHINTAN PHARMA CHE

(b) Registered office address

Plot No 502/17 GIDC Estate Ankleshwar GIDC NA
Ankleshwar
Bharuch
Gujarat
393002

(c) *e-mail ID of the company

chintan@tatvachintan.com

(d) *Telephone number with STD code

07574848533

(e) Website

www.tatvachintan.com

(iii) Date of Incorporation

12/06/1996

(iv)	Type of the Company	Category of the Company	Sub-category of the Company
	Public Company	Company limited by shares	Indian Non-Government company

(v) Whether company is having share capital

☒ Yes

☐ No

(vi) *Whether shares listed on recognized Stock Exchange(s)

☒ Yes

☐ No

(a) Details of stock exchanges where shares are listed

S. No.	Stock Exchange Name	Code
1	BSE LIMITED	1
2	National Stock Exchange of India Limited	1,024

(b) CIN of the Registrar and Transfer Agent

U67190MH1999PTC118368

Pre-fill

Name of the Registrar and Transfer Agent

MUFG INTIME INDIA PRIVATE LIMITED

Registered office address of the Registrar and Transfer Agents

C-101, 1st Floor, 247 Park, Lal Bahadur Shastri Marg, Vikh
roli (West), NA

(vii) *Financial year From date 01/04/2024 (DD/MM/YYYY) To date 31/03/2025 (DD/MM/YYYY)

(viii) *Whether Annual general meeting (AGM) held ☒ Yes ☐ No

(a) If yes, date of AGM

(b) Due date of AGM

30/09/2025

(c) Whether any extension for AGM granted

☐ Yes ☐ No

II. PRINCIPAL BUSINESS ACTIVITIES OF THE COMPANY

*Number of business activities

1

S.No	Main Activity group code	Description of Main Activity group	Business Activity Code	Description of Business Activity	% of turnover of the company
1	C	Manufacturing	C6	Chemical and chemical products, pharmaceuticals, medicinal chemical and	100

III. PARTICULARS OF HOLDING, SUBSIDIARY AND ASSOCIATE COMPANIES (INCLUDING JOINT VENTURES)

*No. of Companies for which information is to be given

2

Pre-fill All

S.No	Name of the company	CIN / FCRN	Holding/ Subsidiary/Associate/ Joint Venture	% of shares held
1	TATVA CHINTAN USA INC		Subsidiary	100
2	TATVA CHINTAN EUROPE B.V.		Subsidiary	100

IV. SHARE CAPITAL, DEBENTURES AND OTHER SECURITIES OF THE COMPANY

(i) *SHARE CAPITAL

(a) Equity share capital

Particulars	Authorised capital	Issued capital	Subscribed capital	Paid up capital
Total number of equity shares	40,000,000	23,392,055	23,392,055	23,392,055
Total amount of equity shares (in Rupees)	400,000,000	233,920,550	233,920,550	233,920,550

Number of classes

1

Class of Shares	Authorised capital	Issued capital	Subscribed capital	Paid up capital
EQUITY SHARES				
Number of equity shares	40,000,000	23,392,055	23,392,055	23,392,055
Nominal value per share (in rupees)	10	10	10	10
Total amount of equity shares (in rupees)	400,000,000	233,920,550	233,920,550	233,920,550

(b) Preference share capital

Particulars	Authorised capital	Issued capital	Subscribed capital	Paid-up capital
Total number of preference shares	0	0	0	0
Total amount of preference shares (in rupees)	0	0	0	0

Number of classes

0

Class of shares	Authorised capital	Issued capital	Subscribed capital	Paid up capital
Number of preference shares				
Nominal value per share (in rupees)				
Total amount of preference shares (in rupees)				

(c) Unclassified share capital

Particulars	Authorised Capital
Total amount of unclassified shares	0

(d) Break-up of paid-up share capital

Class of shares	Number of shares			Total nominal amount	Total Paid-up amount	Total premium
Equity shares	Physical	DEMAT	Total			

At the beginning of the year	0	23,392,055	23392055	233,920,550	233,920,550	
				+	+	
Increase during the year	0	0	0	0	0	0
i. Public Issues	0	0	0	0	0	0
ii. Rights issue	0	0	0	0	0	0
iii. Bonus issue	0	0	0	0	0	0
iv. Private Placement/ Preferential allotment	0	0	0	0	0	0
v. ESOPs	0	0	0	0	0	0
vi. Sweat equity shares allotted	0	0	0	0	0	0
vii. Conversion of Preference share	0	0	0	0	0	0
viii. Conversion of Debentures	0	0	0	0	0	0
ix. GDRs/ADRs	0	0	0	0	0	0
x. Others, specify						
Decrease during the year	0	0	0	0	0	0
i. Buy-back of shares	0	0	0	0	0	0
ii. Shares forfeited	0	0	0	0	0	0
iii. Reduction of share capital	0	0	0	0	0	0
iv. Others, specify						
At the end of the year	0	23,392,055	23392055	233,920,550	233,920,550	
Preference shares						
At the beginning of the year	0	0	0	0	0	
Increase during the year	0	0	0	0	0	0
i. Issues of shares	0	0	0	0	0	0
ii. Re-issue of forfeited shares	0	0	0	0	0	0
iii. Others, specify						
Decrease during the year	0	0	0	0	0	0

i. Redemption of shares	0	0	0	0	0	0
ii. Shares forfeited	0	0	0	0	0	0
iii. Reduction of share capital	0	0	0	0	0	0
iv. Others, specify						
At the end of the year	0	0	0	0	0	

ISIN of the equity shares of the company

(ii) Details of stock split/consolidation during the year (for each class of shares)

0

Class of shares		(i)	(ii)	(iii)
Before split / Consolidation	Number of shares			
	Face value per share			
After split / Consolidation	Number of shares			
	Face value per share			

(iii) Details of shares/Debentures Transfers since closure date of last financial year (or in the case of the first return at any time since the incorporation of the company) *

☒ Nil

[Details being provided in a CD/Digital Media]

☐ Yes ☐ No ☐ Not Applicable

Separate sheet attached for details of transfers

☐ Yes ☐ No

Note: In case list of transfer exceeds 10, option for submission as a separate sheet attachment or submission in a CD/Digital Media may be shown.

Date of the previous annual general meeting		<input type="text"/>
Date of registration of transfer (Date Month Year)		<input type="text"/>
Type of transfer	<input type="text"/>	1 - Equity, 2- Preference Shares, 3 - Debentures, 4 - Stock

Number of Shares/ Debentures/ Units Transferred			Amount per Share/ Debenture/Unit (in Rs.)		
Ledger Folio of Transferor					
Transferor's Name					
	Surname		middle name		first name
Ledger Folio of Transferee					
Transferee's Name					
	Surname		middle name		first name

Date of registration of transfer (Date Month Year)						
Type of transfer		1 - Equity, 2- Preference Shares,3 - Debentures, 4 - Stock				
Number of Shares/ Debentures/ Units Transferred			Amount per Share/ Debenture/Unit (in Rs.)			
Ledger Folio of Transferor						
Transferor's Name						
	Surname		middle name		first name	
Ledger Folio of Transferee						
Transferee's Name						
	Surname		middle name		first name	

(iv) *Debentures (Outstanding as at the end of financial year)

Particulars	Number of units	Nominal value per unit	Total value
Non-convertible debentures	0	0	0

Particulars	Number of units	Nominal value per unit	Total value
Partly convertible debentures	0	0	0
Fully convertible debentures	0	0	0
Total			0

Details of debentures

Class of debentures	Outstanding as at the beginning of the year	Increase during the year	Decrease during the year	Outstanding as at the end of the year
Non-convertible debentures	0	0	0	0
Partly convertible debentures	0	0	0	0
Fully convertible debentures	0	0	0	0

(v) Securities (other than shares and debentures)

0

Type of Securities	Number of Securities	Nominal Value of each Unit	Total Nominal Value	Paid up Value of each Unit	Total Paid up Value
Total					

V. *Turnover and net worth of the company (as defined in the Companies Act, 2013)

(i) Turnover

3,664,157,055

(ii) Net worth of the Company

7,213,123,213

VI. (a) *SHARE HOLDING PATTERN - Promoters

S. No.	Category	Equity		Preference	
		Number of shares	Percentage	Number of shares	Percentage
1.	Individual/Hindu Undivided Family				
	(i) Indian	16,846,958	72.02	0	
	(ii) Non-resident Indian (NRI)	0	0	0	
	(iii) Foreign national (other than NRI)	0	0	0	
2.	Government				
	(i) Central Government	0	0	0	

	(ii) State Government	0	0	0	
	(iii) Government companies	0	0	0	
3.	Insurance companies	0	0	0	
4.	Banks	0	0	0	
5.	Financial institutions	0	0	0	
6.	Foreign institutional investors	0	0	0	
7.	Mutual funds	0	0	0	
8.	Venture capital	0	0	0	
9.	Body corporate (not mentioned above)	0	0	0	
10.	Others	0	0	0	
	Total	16,846,958	72.02	0	0

Total number of shareholders (promoters)

11

(b) *SHARE HOLDING PATTERN - Public/Other than promoters

S. No.	Category	Equity		Preference	
		Number of shares	Percentage	Number of shares	Percentage
1.	Individual/Hindu Undivided Family				
	(i) Indian	3,958,384	16.92	0	
	(ii) Non-resident Indian (NRI)	180,687	0.77	0	
	(iii) Foreign national (other than NRI)	0	0	0	
2.	Government				
	(i) Central Government	0	0	0	
	(ii) State Government	0	0	0	
	(iii) Government companies	0	0	0	
3.	Insurance companies	0	0	0	
4.	Banks	0	0	0	
5.	Financial institutions	0	0	0	

6.	Foreign institutional investors	771,793	3.3	0	
7.	Mutual funds	1,249,741	5.34	0	
8.	Venture capital	0	0	0	
9.	Body corporate (not mentioned above)	196,845	0.84	0	
10.	Others Trusts, LLP, HUF, Clearing M	187,647	0.8	0	
	Total	6,545,097	27.97	0	0

Total number of shareholders (other than promoters)

78,382

**Total number of shareholders (Promoters+Public/
Other than promoters)**

78,393

(c) *Details of Foreign institutional investors' (FIIs) holding shares of the company

15

Name of the FII	Address	Date of Incorporation	Country of Incorporation	Number of shares held	% of shares held
BNP PARIBAS FINANCE	BNP PARIBAS HOUSE 1 NORTH AV			99	0
QUADRATURE CAPITAL	JP Morgan Chase Bank N.A, India S			14,912	0.06
CITADEL SECURITIES S	JP Morgan Chase Bank N.A, India S			90	0
MORGAN STANLEY AS	CITIBANK N.A. CUSTODY SERVICES			9,623	0.04
MEDIOLANUM BEST B	STANDARD CHARTERED BANK SEC			40,835	0.17
SOCIETE GENERALE - C	CSBI-SG GLOBAL SECURITIES SERVIC			1,425	0.01
SPDR S&P EMERG	HSBC SECURITIES SERVICES 11TH F			8,669	0.04
CANSO MASALA FUNI	100 YORK BOULEVARD SUITE 550 I			1,274	0.01
NEW YORK STATE TEA	DEUTSCHE BANK AG, DB HOUSE H			30,641	0.13
AURIGIN MASTER FUN	WALKERS CORPORATE LIMITED 19			7,942	0.04
RED BAY LTD	DEUTSCHE BANK AG DB HOUSE, H			4,989	0.02
GOLDMAN SACHS FUI	DEUTSCHE BANK AG, DB HOUSE H			606,662	2.59
GS INDIA EQUITY	HSBC SECURITIES SERVICES 11TH F			26,177	0.11
DOVETAIL INDIA FUNI	6TH FLOOR TWO TRIBECA TRIBECA			14,715	0.06
UNIVERSAL - INVESTM	JP Morgan Chase Bank N.A, India S			3,740	0.02

VII. *NUMBER OF PROMOTERS, MEMBERS, DEBENTURE HOLDERS
(Details, Promoters, Members (other than promoters), Debenture holders)

Details	At the beginning of the year	At the end of the year
Promoters	11	11
Members (other than promoters)	73,719	78,382
Debenture holders	0	0

VIII. DETAILS OF DIRECTORS AND KEY MANAGERIAL PERSONNEL

(A) *Composition of Board of Directors






Category	Number of directors at the beginning of the year		Number of directors at the end of the year		Percentage of shares held by directors as at the end of year	
	Executive	Non-executive	Executive	Non-executive	Executive	Non-executive
A. Promoter	3	0	3	0	61.11	0
B. Non-Promoter	0	3	0	3	0	0
(i) Non-Independent	0	0	0	0	0	0
(ii) Independent	0	3	0	3	0	0
C. Nominee Directors representing	0	0	0	0	0	0
(i) Banks & FIs	0	0	0	0	0	0
(ii) Investing institutions	0	0	0	0	0	0
(iii) Government	0	0	0	0	0	0
(iv) Small share holders	0	0	0	0	0	0
(v) Others	0	0	0	0	0	0
Total	3	3	3	3	61.11	0

Number of Directors and Key managerial personnel (who is not director) as on the financial year end date

8

(B) (i) *Details of directors and Key managerial personnel as on the closure of financial year

Name	DIN/PAN	Designation	Number of equity share(s) held	Date of cessation (after closure of financial year : If any)
Chintan Nitinkumar Shetkar	00183618	Managing Director	4,897,219	

Name	DIN/PAN	Designation	Number of equity share(s) held	Date of cessation (after closure of financial year : If any)
Ajaykumar Mansukhlal 	00183745	Whole-time director	4,000,000	
Shekhar Rasiklal Soma 	00183665	Whole-time director	5,396,861	
Subhash Ambubhai Pa 	00535221	Director	0	
Manher Chimanlal Des 	09042598	Director	0	
Avani Rajesh Umatt	09046170	Director	0	
Ashok Bothra	AGFPB9662E	CFO	0	
Ishwar Ramanbhai Nay 	APGPN4130H	Company Secretary	0	

(ii) Particulars of change in director(s) and Key managerial personnel during the year

0

Name	DIN/PAN	Designation at the beginning / during the financial year	Date of appointment/ change in designation/ cessation	Nature of change (Appointment/ Change in designation/ Cessation)

IX. MEETINGS OF MEMBERS/CLASS OF MEMBERS/BOARD/COMMITTEES OF THE BOARD OF DIRECTORS

A. MEMBERS/CLASS /REQUISITIONED/NCLT/COURT CONVENED MEETINGS

Number of meetings held

1

Type of meeting	Date of meeting	Total Number of Members entitled to attend meeting	Attendance	
			Number of members attended	% of total shareholding
Annual General Meeting	20/09/2024	78,730	53	72.09

B. BOARD MEETINGS

*Number of meetings held

4

S. No.	Date of meeting	Total Number of directors associated as on the date of meeting	Attendance	
			Number of directors attended	% of attendance
1	03/05/2024	6	6	100
2	24/07/2024	6	6	100
3	25/10/2024	6	6	100

S. No.	Date of meeting	Total Number of directors associated as on the date of meeting	Attendance	
			Number of directors attended	% of attendance
4	28/01/2025	6	6	100

C. COMMITTEE MEETINGS

Number of meetings held

13

S. No.	Type of meeting	Date of meeting	Total Number of Members as on the date of the meeting	Attendance	
				Number of members attended	% of attendance
1	Audit Committee	03/05/2024	6	6	100
2	Audit Committee	24/07/2024	6	6	100
3	Audit Committee	25/10/2024	6	6	100
4	Audit Committee	28/01/2025	6	6	100
5	Nomination & Remuneration	03/05/2024	3	3	100
6	Nomination & Remuneration	24/07/2024	3	3	100
7	Nomination & Remuneration	28/01/2025	3	3	100
8	Risk Management	03/05/2024	3	3	100
9	Risk Management	25/10/2024	3	3	100
10	Stakeholders Forum	03/05/2024	3	3	100

D. * ATTENDANCE OF DIRECTORS

S. No.	Name of the director	Board Meetings			Committee Meetings			Whether attended AGM held on
		Number of Meetings which director was entitled to attend	Number of Meetings attended	% of attendance	Number of Meetings which director was entitled to attend	Number of Meetings attended	% of attendance	
								(Y/N/NA)
1	Chintan Nitink	4	4	100	4	4	100	
2	Ajaykumar Ma	4	4	100	6	6	100	
3	Shekhar Rasik	4	4	100	8	8	100	
4	Subhash Amb	4	4	100	12	12	100	
5	Manher Chima	4	4	100	10	10	100	

6	Avani Rajesh U	4	4	100	8	8	100	
---	----------------	---	---	-----	---	---	-----	--

X. *REMUNERATION OF DIRECTORS AND KEY MANAGERIAL PERSONNEL

☐ Nil

Number of Managing Director, Whole-time Directors and/or Manager whose remuneration details to be entered

3

S. No.	Name	Designation	Gross Salary	Commission	Stock Option/ Sweat equity	Others	Total Amount
1	Chintan Nitinkumar	Managing Director	17,125,044				17,125,044
2	Ajaykumar Mansukh	Whole Time Director	17,125,044				17,125,044
3	Shekhar Rasiklal S	Whole Time Director	17,125,044				17,125,044
	Total		51,375,132	0			51,375,132

Number of CEO, CFO and Company secretary whose remuneration details to be entered

2

S. No.	Name	Designation	Gross Salary	Commission	Stock Option/ Sweat equity	Others	Total Amount
1	Ashok Bothra	CFO	6,520,882				6,520,882
2	Ishwar Ramanlal Na	Company Secretary	1,436,819				1,436,819
	Total		7,957,701	0			7,957,701

Number of other directors whose remuneration details to be entered

3

S. No.	Name	Designation	Gross Salary	Commission	Stock Option/ Sweat equity	Others	Total Amount
1	Subhash Ambubhai	Independent Director	0	0	0	230,000	230,000
2	Manher Chimanlal	Independent Director	0	0	0	210,000	210,000
3	Avani Rajesh Umatt	Independent Director	0	0	0	190,000	190,000
	Total		0	0	0	630,000	630,000

XI. MATTERS RELATED TO CERTIFICATION OF COMPLIANCES AND DISCLOSURES

* A. Whether the company has made compliances and disclosures in respect of applicable provisions of the Companies Act, 2013 during the year ☒ Yes ☐ No

B. If No, give reasons/observations

XII. PENALTY AND PUNISHMENT - DETAILS THEREOF

(A) DETAILS OF PENALTIES / PUNISHMENT IMPOSED ON COMPANY/DIRECTORS /OFFICERS ☐ Nil

1

Name of the company/ directors/ officers	Name of the court/ concerned Authority	Date of Order	Name of the Act and section under which penalised / punished	Details of penalty/ punishment	Details of appeal (if any) including present status
TATVA CHINTAN	Gujarat Pollution C	13/09/2024	Section 33(A) of the	Interim Environme	Not Applicable

(B) DETAILS OF COMPOUNDING OF OFFENCES ☒ Nil

Name of the company/ directors/ officers	Name of the court/ concerned Authority	Date of Order	Name of the Act and section under which offence committed	Particulars of offence	Amount of compounding (in Rupees)

XIII. Whether complete list of shareholders, debenture holders has been enclosed as an attachment

☐ Yes ☒ No

(In case of 'No', submit the details separately through the method specified in instruction kit)

XIV. COMPLIANCE OF SUB-SECTION (2) OF SECTION 92, IN CASE OF LISTED COMPANIES

In case of a listed company or a company having paid up share capital of Ten Crore rupees or more or turnover of Fifty Crore rupees or more, details of company secretary in whole time practice certifying the annual return in Form MGT-8.

Name

NIRAJ TRIVEDI (FOR, TNT & ASSOCIATES PRACTICING COMPANY SECRETARIES)

Whether associate or fellow

☐ Associate ☒ Fellow

Certificate of practice number

3132

I/We certify that:

- (a) The return states the facts, as they stood on the date of the closure of the financial year aforesaid correctly and adequately.
(b) Unless otherwise expressly stated to the contrary elsewhere in this Return, the Company has complied with all the provisions of the Act during the financial year.

Declaration

I am Authorised by the Board of Directors of the company vide resolution no. ...

03

dated

20/04/2019

(DD/MM/YYYY) to sign this form and declare that all the requirements of the Companies Act, 2013 and the rules made thereunder in respect of the subject matter of this form and matters incidental thereto have been complied with. I further declare that:

- Whatever is stated in this form and in the attachments thereto is true, correct and complete and no information material to the subject matter of this form has been suppressed or concealed and is as per the original records maintained by the company.
- All the required attachments have been completely and legibly attached to this form.

Note: Attention is also drawn to the provisions of Section 447, section 448 and 449 of the Companies Act, 2013 which provide for punishment for fraud, punishment for false statement and punishment for false evidence respectively.

To be digitally signed by

Director

DIN of the director

To be digitally signed by

- ☒ Company Secretary
☐ Company secretary in practice

Membership number

Certificate of practice number

Attachments

- 1. List of share holders, debenture holders
- 2. Approval letter for extension of AGM;
- 3. Copy of MGT-8;
- 4. Optional Attachement(s), if any

Attach

Attach

Attach

Attach

List of attachments

MGT-8.pdf
Annexure A for Point_IX_C_Committee Me

Remove attachment

Modify

Check Form

Prescrutiny

Submit

This eForm has been taken on file maintained by the Registrar of Companies through electronic mode and on the basis of statement of correctness given by the company